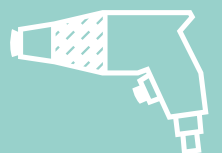





Machines & Devices

- Construction & Workshop Saws
- Pneumatic Tools
- Electronic Devices
- Dust Extraction
- Floor Grinding Machines
- Engraving Machines
- High Pressure Cleaner
- Compressors & Refrigeration Dryers
- Sandblasters
- Cutting Plotters
- Power Generation
- Measuring & Testing Equipment
- Water Treatment





Welcome to the catalog for machines and equipment for natural stone processing - your comprehensive partner for all tools in the electric and compressed air sector for precise and effective processing of natural stone.

From construction saws and core drilling units to pressure blasters and sophisticated compressor technology, we offer you a wide range of products for the workshop and mobile use in the cemetery.

Our range is complemented by extraction systems, sludge dewatering and purification systems that ensure a clean and efficient working environment.

Discover our range and rely on quality, reliability and innovation - because we focus on the support and profitability of your projects.

Construction & Workshop Saws _____	4
Pneumatic Tools _____	7
Electronic Devices _____	13
Dust Extraction _____	24
Floor Grinding Machines _____	28
Engraving Machines _____	31
High Pressure Cleaner _____	32
Compressors & Refrigeration Dryers _____	33
Sandblasters _____	40
Cutting Plotters _____	46
Power Generation _____	49
Measuring & Testing Equipment _____	50
Water Treatment _____	51



Construction saw RockCut 2,2 kW

Our robust RockCut construction saw is ideal for universal use on the construction site. The precision guide on two chrome-plated round tubes enables a permanently precise cut.

- Stepless height adjustment of the support via handwheel
- High-performance water pump for cooling water circulation
- Stepless adjustment of the bridge for 45 degree cuts
- Delivery incl. lateral and longitudinal stop
- Folding legs for easy transportation
- High-performance water pump for cooling water circulation
- Suitable for diamond blade Ø 250, 300, 350 mm
- Illustration includes additional equipment transport roller kit
- Tool holder: 25,4 mm
- Width mm: 680
- Frequency Hz: 50
- Height mm: 780
- Idle speed rpm: 2800
- Cutting depth mm: 110
- Voltage: 230
- kW: 2,2

Article#	Weight kg	Cutting length mm
153582	105	850
153196	115	1000
153583	125	1200
153584	135	1500
153586	155	2000

Construction saw RockCut 3,0 kW

Our robust RockCut construction saw is ideal for universal use on the construction site. The precision guide on two chrome-plated round tubes enables a permanently precise cut.

- Stepless height adjustment of the support via handwheel
- High-performance water pump for cooling water circulation
- Stepless adjustment of the bridge for 45 degree cuts
- Delivery incl. lateral and longitudinal stop
- Folding legs for easy transportation
- High-performance water pump for cooling water circulation
- Suitable for diamond blade Ø 250, 300, 350 mm
- Tool holder: 25,4 mm
- Width mm: 680
- Frequency Hz: 50
- Height mm: 780
- Idle speed rpm: 2800
- Cutting depth mm: 130
- Voltage: 400
- kW: 3



Article#	Weight kg	Cutting length mm
153604	110	800
153605	120	1000
153606	130	1200
153608	145	1500
153609	160	2000



Construction saw RockCut Alu 2,2 kW

Our robust RockCut Alu construction saw is ideal for universal use on the construction site. The aluminum tank construction makes it particularly lightweight. The included transport roller kit makes it easy to move the saw. The precision guide on two chrome-plated round tubes enables a permanently precise cut.

- Stepless height adjustment of the support via handwheel
- High-performance water pump for cooling water circulation
- Stepless adjustment of the bridge for 45 degree cuts
- Delivery incl. lateral and longitudinal stop
- Folding legs for easy transportation
- High-performance water pump for cooling water circulation
- Suitable for diamond blade Ø 250, 300, 350 mm
- Tool holder: 25,4 mm
- Width mm: 680
- Frequency Hz: 50
- Height mm: 780
- Idle speed rpm: 2800
- Cutting depth mm: 110
- Voltage: 230
- kW: 2,2

Article#	Weight kg	Cutting length mm
153579	75	850
153195	80	1000
153580	85	1200
153581	90	1500

Side table for RockCut

Functional, stable table for all RockCut construction saws.

- Painted sheet steel support surface
- Quick assembly by hooking in the table



Article#	Width mm	Length mm
153611	450	550



Side table with castors for RockCut

Professional side table with roller tracks for all RockCut construction saws.

- High-quality and durable stainless steel castors
- Quick assembly and disassembly by hooking in
- Sturdy base with star screw

Article#	Width mm	Length mm
153612	500	1000

Transport roller kit for RockCut

For retrofitting to construction saws from the RockCut series.



Article#

153197



Blow-out gun weha

Exact dosing of the compressed air by the continuously variable trigger.

- Handy plastic handle
- Extra long outlet

Article#	Connection
104457	1/4"

Blow-out gun weha Turbo-blaster

The special nozzle achieves up to four times the air flow rate of conventional blow-out guns.

- 6 bar maximum working pressure
- Adjustable air volume via the trigger handle



Article#	Pressure bar
150425	6




Compressed air splitter fourfold

This compressed air splitter allows you to connect several compressed air units to just one air outlet.

- Air inlet: 3/8 „
- 2 x air outlet: 1/4 „unregulated
- 2 x air outlet: 1/4 „regulated
- Including pressure gauge

Article#	Connection
139995	3/8



Energy distributor

Optimal supplement for swivel arms, or stationary use. Compact design, creates overview and cleanliness at the workplace.

- Electricity / compressed air
- 6 earthed sockets up to max. 250 V/2 compressed air connections
- Incl. galvanised chain with carabiner
- Incl. 2 m compressed air hose 9 x 2.5 mm

Article#	Measures mm	Pressure bar	Power kW	Protection class
146991	227×305×212	max. 12	max. 3,5	IP 44

Pneumatic angle grinder MaxPro

Pneumatic angle grinder for grinding and polishing workpieces. Thanks to its design, it is ideally suited for narrow working areas.

- Speed infinitely variable up to 4500 rpm
- Adjustable water supply
- Exhaust air ducting to the rear
- Suitable for wet grinding/polishing with diamond pads
- Incl. side handle and hose



Article#	Tool holder	Pressure bar	Width mm	Weight kg	Height mm	Idle speed rpm	Air l/min	Length mm
150799	M14	6	70	1,5	100	4500	340	247



Pneumatic angle grinder WH 815

Small, handy angle grinder for dry use.

- Recommended for small repairs
- For tools Ø 50 mm
- External thread 1/4"

Article#	Air l/min	Length mm	Rpm
143125	300	167	15000



Pneumatic angle grinder WP 212 Silent

Powerful compressed air angle grinder for all types of grinding.

- Wet use
- With bow handle
- Powerful and quiet
- Handy
- Ergonomically balanced
- Incl. transport case

Article#	Tool holder	Pressure bar	Weight kg	Air l/min	Rpm
142731	M14	6,3	2	200	4500

Pneumatic die grinder DG125C

Die grinder for sculptures, fonts and fine work for all stone types.

- Rotary valve for regulating the working speed
- Exhaust air pressure to the rear
- Vibration-insulated handle
- Including protective hood



Quantity scale

2 pce 10%
3 pce 15%

Article#	db/A	Weight kg	Air l/min	Length mm	Collet mm	Rpm
110418	78	0,6	220	180	6	35000

Pneumatic die grinder WH3170

Handy die grinder for filigree and sensitive work.

- Rotary valve for regulating the working speed
- For shank 3-4 mm diameter



Article#	db/A	Weight kg	Air l/min	Length mm	Collet mm	Rpm
143562	85	0,4	220	190	3	54000



Pneumatic engraving pen GP950

For markings on stone, metals, glass, plastics etc.

- Scribing of letterings or marking
- Replaces the writing diamond
- Carbide tip for nearly all kind of stones
- Connection nipple 1/4 inch

Article#	Pressure bar	Weight kg	Air l/min	Length mm	Strokes/min
141256	6,3	0,39	50	173	13000

Pneumatic hammer Century Art

Ideal for high-precision work

- Stainless steel cylinder
- Chisel bush can be exchanged
- Impact strength adjustable
- Handle with hand-held rubber coating
- Cylinder and chisel bush are hardened
- All internal parts made of low-wear brass



Quantity scale

2 pce 10%
3 pce 15%

Article#	Pressure bar	Piston diam. mm	Air l/min	Shank body mm	Shank number	Strokes/min
111945	5	11	200	10,2×36	76	6800

Quantity scale

2 pce 10%
3 pce 15%



Pneumatic hammer Century Art RS

Ergonomic compressed air hammer with very fine start-up behavior for processing natural and artificial stones. Wide range of applications such as engraving lettering, chiselling, embossing, etc.

- Handle covered with rubber for safe and non-tiring work.

Article#	Pressure bar	Piston diam. mm	Air l/min	Shank body mm	Shank number	Strokes/min
150602	3-6	16	250	10,2×36	76	4000

Quantity scale

2 pce 10%
3 pce 15%



Pneumatic hammer WSH

Series WSH 200 pneumatic hammers are characterized in particular by their tried-and-tested handle shape.

- Ergonomic plastic handle
- Chisel bush replaceable
- Infinitely adjustable impact force
- Cobs, cylinder and chisel bush are hardened
- All internal parts made of low-wear brass
- Pressure bar: 3-4
- Shank body mm: 10,2×36
- Shank number: 76

Article#	Piston diam. mm	Air l/min	Strokes/min
104397	13	200	4500
108786	16	250	4000

Pneumatic hammer WSH Vibrosoft

The WSH Vibrosoft series has integrated shock absorbers for significantly lower vibrations and the particle filter for a longer service life

- Ergonomic plastic handle with complete soft tissue component & damping system
- All internal parts made of low-wear brass
- Piston, cylinder & chisel bush are hardened
- Super handy due to longer handle size
- Infinitely adjustable impact force
- Chisel bush replaceable
- Shank body mm: 10,2×36
- Shank number: 76



Article#	Pressure bar	Piston diam. mm	Air l/min	Strokes/min
129238	5	11	300	6500
113347	3-4	13	200	4500
113346	3-4	16	250	4000
113348	1-4,5	18	250	3000



Pneumatic stone chisel Bi-ber-Big

With this stone crusher, the slabs get a rustic look by the breaking of the edges.

- Easy to use
- Ergonomically optimized overall design
- Blended edges fully voluminous
- Faster processing in contrast to conventional methods

Article#	Pressure bar	Width mm	Height mm	Air consumpt./ stroke dm ³	Material thickness mm	Depth mm	Permitted air pressure bar
109707	8-10	350	485	0,6	40	270	10

Service unit 1/2"

With this preparation unit, you can prepare your compressed air ideally for your equipment and machines.

- Including water separator, pressure reducer, manometer and oil.



Article#	Connection
104459	1/2



Service unit 1/4"

With this preparation unit, you can prepare your compressed air ideally for your equipment and machines.

- Including water separator, pressure reducer, manometer, oil and plugs.

Article#	Connection
145072	1/4



Angle grinder Flex L 10-10

3-way winding protection against dust reduces the wear of the motor and extends the durability.

- Protective grid on the winding head of the anchor
- Powerful motor for fast work progress
- Epoxy coated winding on the field pack
- Tool-free adjustable protective hood
- Compact, ergonomic design
- Protective cover is twist-proof
- Fits perfectly in the hand
- Spindle lock
- Additional handle

Article#	Idle speed rpm	Power consumption W	Max. abrasive mm	Tool holder
120602	10000	1010	125	M14

Angle grinder Flex L 1503 VR

Light polisher with adjustable speed range. Motor very loadable with high efficiency for strong output.

- Spindle lock
- Speed election
- Overload protection
- Soft start



Article#	Idle speed rpm	Power consumption W	Tool holder
113237	1200-3700	1200	M14

Angle grinder Flex L 1506 VR

Highly loadable motor with high efficiency for high output.

- VR full wave electronics with speed constant maintenance
- Soft start, overload protection and speed preselection
- Spindle lock



Article#	Idle speed rpm	Power consumption W	Tool holder
105697	2200-6800	1200	M14



Angle grinder Flex L 3406 VRG

High pulling force, low gear ratio and for this purpose, speed pre-selection with setting wheel for controlled acceleration.

- VR microprocessor electronics with speed pre-selection
- SoftVib handle with integrated, patented clamping nut wrench and vibration damping
- Universal machine for grinding and polishing by variable speed
- High-duty motor with high efficiency for high output power
- Light, ergonomic design with slim handle
- Overload protection and temperature monitoring
- Switch with inrush and lock
- Tool-free adjustable guard
- Restart inhibit after power failure
- Spindle lock
- Soft start

Article#	Idle speed rpm	Power output W	Power consumption W	Max. abrasive mm	Tool holder
110004	2100-7500	880	1400	125	M14

Angle grinder Flex LW 1202

Central water supply through gear shaft -for the wet grinding of marble and granite.

- Robust metal composite housing for optimum heat dissipation
- Quick clutch made of brass for 1/2 „water hose
- CEE plug for isolating transformer operation



Article#	Idle speed rpm	Performance W	Tool holder
112516	1750	1600	M14



Angle grinder Flex Supraflex SE 14-2 125

For metal, stone, lacquered surfaces and wood.

- Steplessly variable speed selection
- Powerful 1400 Watt motor with fan for optimum cooling
- Optimized airflow for optimum cooling of the engine and gear.

Set includes:

- 1 guard SG D125 SE
- 1 extraction adapter SAD-C D32 AS
- 1 auxiliary handle SE 14-2 125 M8
- 1 velcro sanding pad SP D125-8 H/F
- 1 offset face spanner
- 1 hexagon socket wrench, SW 4
- 1 hexagon socket wrench, SW 5 long
- 1 carrying case L-BOXX 238
- 1 case insert
- 3 cable clips
- 4 sheets of sandingpaper Ø 125 mm

Article#	Idle speed rpm	Power consumption W	Length mm	Max. abrasive mm	Voltage	Tool holder
121825	600-2100	1400	365	125	230	M14

Angle grinder weha B6

Powerful and robust wet grinder for professional surface processing. Optimal weight distribution for ergonomic work.

- Spindle lock
- Water hose with quick coupling
- PRCD connector
- Includes a removable protective hood and 2x carbon brushes



Article#	Frequency Hz	Weight kg	Idle speed rpm	Performance W	Grinding disc mm	Voltage	Tool holder
153144	50	4,5	2800	1200	127	230	M14



Angle grinder weha SA7000C

A powerful electronic rotary grinder for the stone processing.

- Rotary grinder for highest demands on handiness and power
- For grinding and polishing
- With soft start and constant electronics
- Electronic shutdown in the event of overload due to e.g. tool jamming protects user and machine
- Labyrinth seal protects bearings and gearbox against dust and dirt
- Electronic speed preselection in 6 steps from 1,500 to 4,000 min-1
- Sound power level: 99 dB(A)
- Sound pressure level: 88 dB(A)
- K-value noise: 3 dB(A)
- Vibration: 3.0 m/s²
- K-value vibration: 1.5 m/s²

Article#	Width mm	Weight kg	Performance W	Length mm	Max. abrasive mm	Tool holder
151245	170	3,6	1600	453	180	M14

Angle grinder weha Silver-fox

Ergonomic and balanced design for fatigue free work.
Handle and handle for comfortable and precise guidance.

- Robust, powerful motor
- Optimized cooling and ventilation of the motor
- Dust-tight spindle and bearings
- Soft start with starting current limitation
- Thermal overload protection
- Electronic speed preselection
- Spindle lock button for tool
- Safety switch
- Machine spindle M14
- incl. spare carbons



Article#	Power consumption W	Voltage	Rpm	Tool holder
148707	1200	230	1000-3000	M14



Angle polisher WPF 1700 V wet PRCD

Very powerful - even at low speeds!

- Robust wet polisher with high performance
- The dust-protected motor in combination with attached splash guard guarantees a long service life
- Designed for highest continuous load
- Unique: reinforced with double ball bearing, which is simultaneously positioned on the working spindle close to the working tool (favorable leverage).
- Ergonomic design for comfortable, enjoyable work
- Speed electronics with soft start, overload protection, idle speed limiter.
- Spindle lock for tool-free disc change.

Article#	Weight kg	Idle speed rpm	Power consumption W	Max. abrasive mm	Voltage	Tool holder
115661	3,5	800-3600	1750	125	230	M14

Bench grinder

For the grinding of carbide tools.

- Standard equipment with grinding wheels out of corundum
- Including tool support and visibility
- Pointed profile grinding wheels
- Disc width 25 mm
- SIC grinding wheels
- 230 Volt
- Work spindle mm: 32
- Rpm: 2950



Article#	Performance W	Tool holder
104307	300	150
104308	600	200



Bush hammer Flex LST 1503 VR

This bush hammer is ideal for light and medium floor work.

- Full wave electronics with speed preselection, soft start and overload protection
- Width adjustable in 3-stages, from approx. 40 mm to approx. 92 mm
- Variable stop for precise working along the stone ridge
- Dust extraction for the use even in inhabited buildings
- The machine, equipped with 60 aggressive carbide tips, is able to perform rough operations quickly and precisely
- Rotating tool head is mounted in rubber, thereby reducing noise and vibrations increase the service life of the drive
- Handle directly above the tool allows precise guidance of the machine

Article#	Idle speed rpm	Power output W	Power consumption W
110018	800-2400	700	1200

Cable reel 50 meters rubber cable

- 3-fold protective contact socket
- Protection class: IP 44 splash-proof
- Self-closing hinged lids
- Cable drum Ø 320 mm
- Neoprene rubber cable
- Application: Outdoor



Article#	Weight kg	Protection class
151212	11	IP 44



Cordless angle grinder Flex LBE 125

With variable speed and brake 18.0 V in set

- Brushless motor
- Electronic Management System (EMS)
- Anti-Kickback
- Perfect dust protection

Included:

- 1x protective hood 125 Ø grinding
- 1x handle
- 1x face wrench
- 1x clamping flange
- 1x clamping nut
- 2x rechargeable batteries 5.0 Ah AP 18.0/5.0
- 1x charger CA 10.8/18.0
- 1x Transport case L-BOXX® 136

Article#	Width mm	Height mm	Length mm	Voltage	Tool holder
148522	75	120	330	18	M14

Cordless battery flood light hand lamp Flex

Powerful LED battery flood light

- 2 brightness levels, 2800 lumens
- Range of 630 m and 1000 lumens
- Additional red LED for reduced scattering and dazzling effect
- LED light head can be swivelled by 180
- Can be operated via 12 V on-board voltage
- 1/4" connection thread for tripods



Article#	Voltage
150809	12



Diamond core drill DBE 162

A powerful diamond drilling unit. Works for vibration free drilling of concrete, natural stone and asphalt in a diameter range of 25 to 162 mm. The machine has 3 operational speeds.

- Smooth start, current limitation, thermic overheating protection and visual overload display
- Optimal speed ranges in the entire drilling sector
- Feed lever right/left switchable
- Drilling in tight working positions
- Mechanical safety clutch
- Cable integrated FI protection
- Feed lever adjustable
- 3 gear oil bath transmission
- PRCD Safety switch
- Fast removable plate
- Motor stand

Article#	Drilling range mm	Performance W	Nominal voltage	Effective work stroke
111596	25-162	2300	230	630

Diamond core drill DBE 250

With the DBE 250, weha offers a powerful drilling unit with two operational speeds. It is suitable for the professional continuous operation in the whole sector of the building industry and allows drilling in a diameter range of up to 250 mm in ferroconcrete, concrete, natural stone and asphalt.

- Durable lubrication
- Seal rings changeable from external
- Motor stand with fast removable plate
- Easy assembling with drilling stand
- Mechanical safety clutch
- Transmission with integrated oil pump
- Cable integrated FI protection
- PRCD Safety switch
- Mechanical oil bath
- Speed clutch



Article#	Drilling range mm	Performance W	Nominal voltage	Effective work stroke
110530	52-250	2500	230	642



Heat gun

Powerful hot air blower with digital temperature control.

- Two airflow settings and additional cooling at 50 °C, digital temperature control in 10° Celsius steps
- Powerful hot air blower easily reaches up to 630 °C thanks to powerful 2.000 W motor
- Automatic thermal protection function switches off the heater in the event of motor overheating for greater safety and longer service life


Article#	Width mm	Weight kg	Performance W	Air l/min	Length mm
151169	86	0,65	2000	150	245

Isolating Transformer weha CM2000

- Thermal overload protection
- Housing made of glass-fiber reinforced polyester (GRP) with protection class IP44
- Earth contact output socket, protection class IP44
- 2 meter cable



Article#	Performance W
137133	2000



Vacuum diamond core drill Set


With our diamond drilling set, you are perfectly equipped for smooth and rough surfaces.

- Vacuum created by compressed air ejector (you only need a small compressor with about 120 liters per minute delivery)
- With control device (manometer) over existing vacuum
- Rotatable drill column
- Stepless height adjustment of the drilling unit on rack
- Pre-load of the machine weight by special device on the drill stand
- Drilling machine with integrated water flushing bush
- Drill to CE standard with PRCD circuit breaker in the cable, integrated for maximum safety
- Manually switchable mechanical three-speed transmission
- Exchangeable suction plate
- 3 speeds (950/1800/3450 rpm)
- Connection thread: R1 / 2 „female thread and 1 1/4“ UNC male thread
- Dimensions base plate with vacuum unit: 540 x 150 mm
- Dimensions base plate standard: 500 x 150 mm

Set includes:

- 1 drill stand with vacuum ejector
- 1 vacuum suction plate and device for connecting a wet vacuum cleaner

Article#	145170
Performance W	1500
Max tool diameter	110
Nominal voltage	230
Collar mm	60
Rpm	950/1800/3450



Vacuum diamond core drill Set

With our new Weha diamond drilling set, you are perfectly equipped for smooth and rough surfaces.

- Vacuum created by hand pump
- Vacuum created by compressed air ejector (you only need a small compressor with about 120 liters per minute delivery)
- With control device (manometer) over existing vacuum
- Rotatable drill column
- Stepless height adjustment of the drilling unit on rack
- Pre-load of the machine weight by special device on the drill stand
- Drilling machine with integrated water flushing bush
- Drill to CE standard with PRCD circuit breaker in the cable, integrated for maximum safety
- Manually switchable mechanical three-speed transmission
- Exchangeable suction plate
- 3 speeds (950/1800/3450 rpm)
- Connection thread: R1 / 2 „female thread and 1 1/4“ UNC male thread
- Dimensions base plate with vacuum unit: 540 x 150 mm
- Dimensions base plate standard: 500 x 150 mm

Set includes:

- 1 drill stand with vacuum hand pump and ejector
- 1 vacuum suction plate and device for

Article#	152434
Performance W	1500
Max tool diameter	110
Nominal voltage	230
Collar mm	60
Rpm	950/1800/3450



Dust extraction cabin Orkan

Dust extraction completely without water!
 The two powerful fans draw in the dusty air and guide it through the highly effective dry filters.
 The end result is breathing air that is free of dust particles.

- The filtered air is returned to the premises
- Pneumatic opening of the intake flap
- Automatic cleaning of the dry filters using compressed air
- Simple disposal of dust through drawers
- Galvanized machine frame and cladding panels
- Compressed air tank integrated in the housing to save space
- Incl. side plates
- Height mm: 2300
- Voltage: 380
- Depth mm: 1000

Article#	Suction power m ³ /h	Number of fan units	db/A	Weight kg	Power kW	Length mm
152113	18000	1	67	320	5,5	3000
152114	36000	2	69	980	11	4000



Dust extraction cabin Wet-Box

The WET-BOX water wall by weha is a powerful dust control system for stone processing. Integrated fans draw in the air, which is then directed through two special shafts inside the unit, where filter inserts provide additional dust binding. These filters can be easily cleaned with water after the system is turned off. The fine water mist effectively reduces dust levels, protects workers' health, and extends the lifespan of machinery.

- Efficient dust control for clean air
 - Improved workplace safety with reduced fine dust
 - Cooling of tools and machinery
 - Extended equipment lifespan
 - Easy cleaning of filter inserts with water
-
- Fan power 5.9 kW
 - Pump power 1.2 kW
 - Height mm: 2350
 - Depth mm: 950

Article#	Suction power m³/h	Number of fan units	Length mm
109475	15000	1	3000
111956	25000	2	4000

Dust extraction table Tornado

The weha Tornado extraction tables offer two highly effective solutions for dust absorption during the processing of natural and engineered stone, available in versions with integrated water circulation or dry extraction. Both systems are designed to keep the work environment clean and protect the health of employees while utilizing different methods of dust removal.



Tornado Extraction Table with Water Circulation:

This stationary extraction table captures the dust generated during processing using integrated sprinklers that bind the dust with water directly inside the table.

- Efficient dust binding through water mist
- Dust extraction via openings on the tabletop and suction slots along the sides
- Beneficial air cleaning without additional airflow in the workspace
- Disposal of dirty water through a drain beneath the unit

Tornado Extraction Table with Dry Extraction:

This version extracts dust through openings and suction slots, filtering the air through an integrated bag filter

Article#	Width mm	Usage	Height mm	Power kW	Length mm
117180	1200	Dry	920	3,0	3650
113144	1100	Wet	900	4,0	3000



Mobile dust extractor weha Cleanair

The mobile CleanAir extraction unit by weha is a compact and powerful solution for removing mineral dust in stone processing. It meets the requirements of dust class M according to §35 of the Hazardous Substances Ordinance and features a Jet-Pulse filter cleaning system that automatically cleans the filters during operation. The dust container can be easily emptied thanks to the tiltable filter housing, and the compact design allows for use in confined workspaces.

- Jet-Pulse filter cleaning: Automatic cleaning during operation.
- Tiltable filter housing: Easy dust container emptying.
- 2-meter extraction arm. Flexible dust extraction at various workstations.
- Compact design: Ideal for tight spaces.
- Suitable for dust class M: Safe for mineral dust.

Article#	111477
Intake mm	125
Number of filters	1
Width mm	670
Filter cleaning	Pneum./manual
Filter material/dust class	M
Height mm	1470
Power kW	1,3
Air flow rate m³/h	1140
Length mm	1150
Nominal frequency Hz	50
Nominal current A	7
Voltage	230
Dust container ltr.	45
Pre-protection A	16



Vacuum cleaner for sand- blasting equipment

Replacement vacuum cleaner for your sandblasting machine type Titan in yellow version.

Article#	Width mm	Usage	Delivery head m	Weight kg	Vessel l	Perfor- mance W	Air flow rate m ³ /h	kW	Loudness dB
101204	360	Wet + Dry	7-8	9	35	1100	2700	1,3	70



3 head grinding machine weha Pig with control cabinet

The „PIG“ has been specially designed for use on natural stone slabs and allows grinding, brushing and polishing. The machine is equipped with a contrarotating planetary head that allows a clean, even and scratch-free finish on all materials. The integrated handle extension helps to use it as a floor sander.

- 300 to 940 rpm
- 3 spindle holders M14
- Suitable for abrasive diameters: 100/130/150 mm, in order to achieve the largest possible grinding surface, it is recommended to use 150 mm pads

Article#	Weight kg	Voltage	kW
149523	30	230	0,75

Cleaner DC-1

Highly concentrated, acidic cleaner for stubborn and encrusted impurities. Ideal for removing gypsum, cement, lime, mineral salts, rust spots etc.



Article#	Function	Container ml	Pack. unit
143260	Clean	5000	1



Crystallizing agent & stain remover CR-11

Removes lime stains and salt residues on marble. Especially suitable for porous and soft marble as well as limestone.

Article#	Function	Container ml	Pack. unit
143254	Seal	5000	1



Crystallizing agent CR-8

For marble and terrazzo floors. High performance product for perfect shine and protection even for discerning marble.

Article#	Function	Container ml	Pack. unit
143255	Seal	5000	1

Floor sanding machine WH 430

For cleaning and renovation of polished natural stone floors.

- Designed for hard and soft stone
- Robust single-disc polishing machine with a 1.5 hp engine
- With 47 kg dead weight, the machine generates a high contact pressure
- The special attachment system makes changing tools easy



Article#	Weight kg	Performance W	Voltage
143239	47	1150	230



Polishing pad for floor sanding machine WH 430

Application order from very rough to fine.

- 430 mm diameter


Article#	Colour	Grit
143261	Black	150/200
143263	Red	1500/2000
143262	Brown	320/400
143264	White	Buff white



Steel wool to WH 430 (four-pack)

For polishing

Article#	Pack. unit
143265	4



Photomaster CNC Type A

Special machine for engraving pictures, writings, ornaments and other symbols on granite, glass, mirrors, silestone.


- Insert directly on the workpiece
- Communication via USB port
- Perfect preparation
- Easy handling
- Engraving time for an engraving 10 x 15 cm: approx. 15 min.
- Engraving time for an engraving 20 x 30 cm: approx. 30 -35 min.

Article#	Width mm	Length mm	Voltage
144076	400	300	230

Photomaster CNC Type B

Special machine for engraving pictures, writings, ornaments and other symbols on granite, glass, mirrors, silestone.

- Insert directly on the workpiece
- Communication via USB port
- Perfect preparation
- Easy handling
- Engraving time for an engraving 10 x 15 cm: approx. 15 min.
- Engraving time for an engraving 20 x 30 cm: approx. 30 -35 min.



Article#	Width mm	Length mm	Voltage
144077	600	400	230



Petrol high pressure cleaner weha HD 250

Our HD250 high-pressure cleaner is ideal for all cleaning tasks, featuring a powerful Honda gasoline engine that offers flexible use. Thanks to the self-priming pump, the cleaner can be used even without a direct water connection, making it particularly versatile.

- Independent of power sources, ideal for use in remote or large work areas.
- Honda gasoline engines deliver high cleaning performance and are particularly robust.
- Can be used anywhere water is available, including from alternative sources.
- The reinforced pump head made of nickel-plated brass and the portable cart ensure durability and easy handling.

Article#	Width mm	Pressure bar	Weight kg	Height mm	Length mm	Water capacity l/min
150789	560	250	56	560	1000	15




Compressor vessel 500l

500 Liter Air tank for operation with stationary compressors. The tank can be adapted to every compressor. The maximum pressure of the tank is 10 bar.

- Height 2150 cm
- Weight 145 kg

Article#	Pressure bar	Vessel l
104395	10	500




Mobile compressor WFK 9

This mobile gasoline compressor with an integrated Honda engine is suitable due to its enormous air supply capacity for high compressed air requirements. The wheel in the rear area and the two handles in the front make it move like a wheelbarrow.

- Container size 36 liters
- Maximum operating pressure 12 bar
- Weight: 94 kg

Article#	126171
Suction power l	1000
Width mm	545
db/A	79
Pressure bar	10
Height mm	740
Vessel l	36
Power kW	6,6
Delivery l/min	690
Length mm	1050
Motor gasoline/electric	Gas



New

Outdoor-Compressor WFK SE with power generator

The best of two worlds: Power generator and compressor enable off-grid work through a gasoline-powered unit. The high-quality Honda® engine guarantees absolute top performance.

- Mobile compressor with pneumatic wheels
- Integrated power generator
- Incl. 2 x 230 V socket
- Anti-vibration support foot
- Removable handles
- Air-cooled 4-stroke Honda® gasoline engine
- Piston compressor with intercooler
- Condensate drain valve
- Ball valve for air outlet

Article#	151953
Amps at 230 V	11
Width mm	670
Pressure bar	10
Weight kg	170
Cubic capacity cm ³	270
Vessel l	36
Power KVA	2
Delivery l/min	690
Length mm	1370
Motor gasoline/electric	Gas
Engine power V	230
Tank volume l	5



Piston compressor Set W501 with vessel

Piston compressor especially suitable for intermittent, i.e. non-continuous, operation. Noise-reduced for small & medium enterprises

- Air cooled
- Clear control panel
- Easy to maintain due to front door
- Operating hours counter with main switch
- Small footprint due to vertical design
- Compressor unit with massive large cylinders
- Very low compressor speed, therefore very low wear and tear
- Completely covered compressor unit, therefore extremely low noise level approx. 68 db


SET consisting of:

- 1 x piston compressor type W501
- 1 x compressor vessel 500 liters
- Including all connection hoses

Article#	Suction power l	Number of cylinders	db/A	Pressure bar	Vessel l	Power kW	Delivery l/min	Voltage
104739	1200	2	68	10	500	7,5	960	380

Piston compressor Twister 2500 W

The Piston Compressor Twister 2500 W is a mobile compressor with a belt drive, which is very handy and easy to push thanks to its solid rubber wheels like a wheelbarrow. The Twister 2500 W can be operated on normal 230 volt sockets. If there is a connection, the compressed air supply is possible, for example, at the cemetery.



Article#	Suction power l	Width mm	Height mm	Vessel l	Performance W	Power kW	Delivery l/min	Length mm	Voltage
123715	400	41	900	90	2500	2,2	324	100	230



Piston compressor W501

This piston compressor is particularly suitable for intermittent operation. Sound insulation for small & medium businesses.

- Air-cooled
- Simple control panel
- Maintenance-friendly, access via the front door
- Hour meter with main switch
- Compressor unit with massive large cylinders
- Very low compressor speed, therefore very low wear
- Extremely low noise level by a completely closed housing

Article#	Suction power l	Number of cylinders	db/A	Pressure bar	Power kW	Delivery l/min	Voltage
104393	1200	2	68	10	7,5	960	380

Refrigerant dryer

Ideal complement for any compressor.

Moisture is removed from the compressed air by cooling. Our DRA series refrigeration dryers are designed to save you energy costs while still providing you with high reliability. With a new and advanced control system, the entire functions of the dryer are reliably and accurately monitored and controlled. Among other things, the control gives fault signals for too high or too low dew point temperature and many others.

- Reduced energy consumption through careful selection of components and use of an electronic control system
- Pressure dew point of +3°C is kept stable under all operating conditions by using electronic control and high efficiency heat exchanger
- Dew point class 4
- Incl. electronic condensate drain
- Incl. thermal protection switch
- Refrigerant type R134a
- Connection: 230 Volt
- Maximum operating pressure: 14 bar
- Connection : 3/4
- Performance W: 190



Article#	Width mm	Height mm	Delivery l/min	Length mm
152035	373	440	900	305
152036	409	480	1300	345
152037	409	480	1760	345



Screw compressor Base

The screw compressors of the Base series are the ideal solution if you prefer a compact system. No piping work! You only have to plug in the power and connect the unit to your consumer network. Through cooperation in assembly, they also stand out due to a particularly interesting price / performance ratio.

- Plug & Play
- Completely assembled compressor unit with screw compressor on tank, additional refrigeration dryer, dew point display and time-controlled condensate drain.
- The already installed pre-filters guarantee a constant high quality for the generated compressed air
- High quality components
- Compact dimensions
- Easy maintenance access
- Efficient screw compressor
- External oil level control
- Automatic condensate drain, discharges only water and no compressed air
- Low noise level
- Pressure bar: 10

Article#	Measures mm	db/A	Weight kg	Power kW	Delivery l/min
152223	1855×780×1555	62	280	5,5	760
150640	1855×780×1555	62	360	7,5	1050
152052	1944×905×1533	62	360	11	1490
152053	1855×780×1555	65	570	15,0	2030



Screw compressor Smart TD

The screw compressors in the Smart TD series are the ideal solution if you prefer a compact system. No piping work! All you have to do is have the power connected and connect the system to your consumer network.

- Plug & Play
- Fully assembled compressor system with screw compressor on tank, additional refrigeration dryer, dew point indicator and manual condensate drain
- Belt-driven
- The pre-filters already installed guarantee a consistently high quality of the compressed air produced
- High-quality components
- Compact dimensions
- Easy maintenance access
- Efficient screw compressor
- External oil level control
- Manual condensate drain, drains only water and no compressed air
- Low noise level
- Guarantee / warranty 5 years from delivery (applies to everything except wear parts)
- Rapid availability from the manufacturer's warehouse in Wendlingen
- Other variants such as compressor on base frame, or other performance data on A

Article#	Measures mm	db/A	Weight kg	Vessel l	Power kW	Delivery l/min
150388	1879×765×1670	63	425	270	5,5	860
150389	1879×765×1670	63	435	270	7,5	1100
150390	1962×920×1765	66	580	250	11	1660
150391	1962×920×1765	66	580	250	15,0	2250



Injector sandblaster Sabinox

Compact and mobile injector sandblaster.

- For the production of antislip strips
- Suitable for blasting

Article#	Air l/min	Vacuum cleaner V/W
112008	300	230/1100

Nozzle 3mm for sandblasters

Suitable for the sandblasting machines ProBlaster, Titan, Oberon type C and type MW/Rasant, all Blue-Line models

- Dimensions 3x55mm
- With collar connection 30mm



Article#
152660



Nozzle 4mm for sandblasters

Suitable for Titan, Oberon type C and type MW/Rasant/ all Blue-Line models of sandblasting equipment.

Article#	Standard nozzles mm
106380	4



New

Sandblaster ProBlaster 15/4

The perfect helper for deep-blasting lettering and ornaments. With its compact design, it is extremely mobile and versatile.

- Low abrasive consumption due to closed circuit
- Dust-free sandblasting unit in mobile design
- Blasting depth: max. 10 mm in granite
- Incl. blasting nozzle Ø: 4 mm



Article#	152500
Pressure bar	3,5
Width mm	600
Weight kg	60
Height mm	1210
Vessel l	15
Performance W	1100
Air l/min	500
Length mm	760
Voltage	230
Jet depth mm	10
Loudness dB	70





New

Sandblaster ProBlaster 17/3-4

The perfect helper for deep-blasting lettering and ornaments. With its compact design, it is extremely mobile and versatile. The additional cyclone separator enables particularly effective separation of dust particles from the blasting material.

- Environmentally friendly disposal of residual particles via removable container
- Easy filter dust removal thanks to maintenance lid
- Low-profile design for easy transport
- All parts are protected by a housing
- Blasting depth: max. 10 mm in granite
- Quick release valve
- Safety switch
- Incl. blasting nozzle Ø: 3 mm and 4 mm



Article#	152452
Pressure bar	3,5
Width mm	620
Weight kg	110
Height mm	1200
Vessel l	17
Performance W	2200
Air l/min	500
Length mm	1230
Voltage	230
Jet depth mm	10
Loudness dB	67



New

Sandblaster ProBlaster 47/4-5

Our most powerful sandblaster, the ProBlaster 47/4-5, is ideal for blasting work in the workshop. Thanks to its generous nozzle diameter of 5 mm, it masters deep blasting work effortlessly. The impressively high blasting performance ensures extremely efficient operation, resulting in considerable time savings.

- Workpieces do not have to be moved during operation, but can be blasted on the spot
- Additional cyclone separator for effective separation of dust particles from the blasting material
- Collection container for residual dust from the cyclone separator
- Low abrasive consumption due to closed circuit
- Powerful extraction turbine (suitable for continuous operation)
- Pneumatic filter cleaning
- Dust-free sandblasting unit in mobile design
- Blasting depth up to a maximum of 10 mm in granite
- Incl. 1 piece 4 mm nozzle
- Incl. 1 piece 5 mm nozzle
- Quick release valve
- Safety switch
- Maintenance flap for easy cleaning
- Air requirement with 4 mm nozzle: 500 liters / min.

Article#	152646
Pressure bar	3,5
Width mm	976
Weight kg	250
Height mm	1400
Vessel l	47
Performance W	2400
Length mm	1588
Jet depth mm	10



Sandblasting aid with swivel stand and swivel arm

Our sandblasting aid makes the sandblasting process much easier for you. The articulated arm allows you to clamp the blasting head securely. This simplifies manual guidance of the blasting head. The result: An easily accessible and even blasting pattern.

- Incl. 2 swivel castors and 2 fixed castors
- Height-adjustable support table
- Height-adjustable articulated arm
- Suitable for pressure blasters from the ProBlaster series (for other brands on request)

Article#	Support surf. mm	Height mm	Footprint mm	Capacity kg
150531	500×500	560-930	670×640	750

Universal sandblasting unit Ibox 3

The ideal compact companion for cleaning and blasting work.

- Hose length 3 meters



Article#	Pressure bar	Weight kg	Air l/min	Standard nozzles mm	Tank volume l
153588	0-8	10	300	3	3

Universal sandblasting unit Ibox 9F/2

The ideal companion for cleaning and blasting work. Can be used universally for a wide range of applications - from cleaning house walls to blasting large areas.

- Hose length 6 meters



Article#	Pressure bar	Weight kg	Air l/min	Standard nozzles mm	Tank volume l
153590	0-8	18	670	3	9



Universal sandblasting unit Ibix Phoenix

The ideal companion for cleaning and blasting work. The Ibix Phoenix series offers an innovative dual machine with a removable wet blasting nozzle. This makes the appliance suitable for both dry and wet applications. The use of water significantly reduces the dust load during operation.

Article#	Pressure bar	Weight kg	Air l/min	Standard nozzles mm	Tank volume l
153591	0-8	40	1500	5	25



Cutting Plotter CG60AR- Stone Edition

The Mimaki Plotter CG60AR allows you to scribe fonts or ornaments in just a few minutes and then sandblast them.

- Cutting width of 606 mm
- 500 grams of contact pressure
- Maximum cutting speed 73 cm/s
- Can be used with plotter-capable sandblasting films

Article#	Width mm	Height mm	Depth mm
151145	1030	335	440

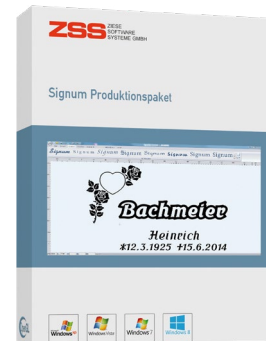
Signum production package without plotter

The production package consists of the software modules:

- SignumNext font design
- 34 integrated fonts
- Ornament processing
- 165 ornaments


Functions:

- Justification, bar width, italics
- Sketches and 1:1 printout
- Typesetting lines, auxiliary lines, grid
- Ruler, interactive folding rule



Article#

113119



Article#

117183


SignumNext 2D package

The Signum 2D combination package consists of the software modules:

- SignumNext font design
- Stone processing
- Ornament processing
- Image and bronze processing
- Drawing database
- Reporting system

Functions:

- 30 integrated fonts
- Over 1,100 stone shapes, 170 ornaments
- Arch set, bar thickness, italics
- Sketches and 1:1 printout
- Typesetting lines, auxiliary lines, grid
- Ruler, interactive folding rule
- Measuring function for distances and angles
- Cutting of sandblasting foil
- Design with digital images
- Photos as background image
- Over 70 bronze fonts, 2,600 items
- Aluminum preview for bronzes
- Dimensioning (automatic and manual)
- Real material filling
- Customer management



Article#

117184

SignumNext 3D package

The Signum 3D combination package consists of the software modules:

- SignumNext 3D
- Font design- SignumNext
- Image and bronze processing
- Ornament and stone processing
- 200 3D tomb shapes from Lithos Marble
- 3D tops
- 3D pedestals
- 3D grave surround design
- 3D borders
- 3D cover plates
- 3D grave partitions
- Digitalization of own stone shapes
- Drawing database
- Reporting system

Functions:

- 30 integrated fonts
- Over 1,100 stone shapes, 170 ornaments
- Arch set, bar thickness, italics
- Sketches and 1:1 printout
- Typesetting lines, auxiliary lines, grid
- Ruler, interactive folding rule
- Measuring function for distances and angles
- Cutting of sandblasting foil
- Design with digital images
- Photos as background image
- Over 70 bronze fonts, 2,600 items
- Aluminum preview for bronzes
- Dimensioning (automatic and manual)
- Real material filling
- Customer management



Generator WSE

The petrol-driven generators in the WSE series are equipped with a robust Honda engine. They impress with extremely good power delivery and a very long service life.

- Incl. automatic switch-off in the event of low oil
- Protection class: IP23
- Thermal circuit breaker with switch-off in the event of overload

Article#	Amps at 230 V	Cubic capacity cm ³	Power KVA	Power max KVA constant	Motor type	Tank volume l	kW
109952	9	163	2,2	2	GX160	3,6	4
109953	16	270	4	3,6	GX270	6	6

Generator WX

The WX generating set provides reliable power in any situation. With its robust design, it is ideal for cemeteries, construction sites and outdoor events.

- Petrol engine with manual start
- Oil monitor included

Increased safety thanks to thermal circuit breaker

- Amps at 230 V: 16



Article#	Weight kg	Cubic capacity cm ³	Power KVA	Power max KVA constant	Tank volume l
150962	48	208	2,85	2,45	17
150963	91	420	5,8	5,3	26



Neu

Stability tester weha Kipp- tester 2.0

The ideal helper for stability testing in accordance with legal requirements. Lightweight, flexible, including logging software.

- Charging via USB-C
- Data exchange via WLAN
- Freely selectable test loads, with acoustic signal
- Test stand made of aluminum, rustproof, flexibly adjustable
- Includes ground spike, suction plate and carrier bag
- Integrated time measurement
- Splash-proof terminal with touchscreen and buttons

Article#	Width mm	Weight kg	Height mm	Depth mm
153474	750	23	1750	660



Booster station Aquamat

Water supply system for reuse of treated industrial water with two pumps and constant speed. New electronic control with integrated microprocessor to control the pump function. The microprocessor ensures continuous monitoring of the operating states of the pumps and regulates them as required without the need for costly additional switching elements in the control system.

- alarm signal in case of lack of air in the diaphragm pressure vessel (200 liters)
- The pumps are switched on & off according to requirements
- Including shut-off valves and backflow preventer
- Alarm signal in case of pressure drop below switch-on pressure
- No pump switching in case of water hammer
- Pump change after each restart
- Dry run protection in case of water shortage
- Control by pressure switch

Article#	Number of pumps	Pressure tank l	Weight kg	Maximum pressure bar	Maximum capacity ltr. / min	Pump power KW
114401	2	200	150	5,5	560	4

Booster station Type T

For increasing the water pressure in a water treatment system. Completely ready-to-connect compact system with centrifugal pump.

- Equipment: pressure gauge, pressure switch, 200 liter membrane tank, ball valve, 90° elbow, non-return valve, foot valve
- Wear-resistant silicon carbide/tungsten carbide seal
- Maximum pressure bar: 4



Article#	Weight kg	Maximum capacity ltr. / min	Pump power KW
114480	35	250	3
114479	155	500	5,5


Cationic flocculant Reiflock C 19 25 Kg



Solid white granules
Ionic type: Cationic

Article#

151126



Sewage system Quantum

For water treatment and sludge disposal in one. The Quantum system solution impresses with its flexibility and adaptability to any operation.

- Special submersible pump including electrical installation and 10 m connection hose to the sludge collection tray
- Built-in lamella construction for additional water clarification; contaminants are separated out
- Sludge water collection tray with automatic overflow protection (float switch)
- Sludge feed pump on the cone to feed the filter units (SAC, container)
- Central dirty water inlet with built-in retention system for coarse material
- Switchgear with control function for float switch & submersible pump
- Sturdy, compact & solid stainless steel construction
- Efficiency m: 7-8

Article#	Width mm	Weight kg	Height mm	Clarification capacity l/min	Length mm	Mud pump, l/min	kW
117244	1960	1680	4050	600	2450	100-1100	2,2
117168	1800	1230	3600	400	2300	100-800	1,1



Sludge dewatering container Schlammfix

Mud drainage container Schlammfix
(LxBxT) 1200x1000x900mm

The drainage container functions similarly to a filter bag. It is particularly developed for the drainage of mineral sludge. A drainage container has the volume of approximately ten usual filter bags (90 l).

- Problem-free handling by means of fork-lift
- Suitable for did not waste dump drainage V
- Foreign matter within the range of the disposal
- No expensive „throw away packing“ for material(bags)
- Dimensions approx. 1200x1100x900mm

Article#	Width mm	Height mm	Length mm
101206	1000	900	1200

Sludge dewatering system Schlammfix


The Sludge Fix System is the modern alternative to filter bag units and can be individually adapted to your operational conditions.

- Including 2 containers, collecting tray, pipe distributor for even filling, forklift traverse and sludge pump
 - Special filter fleece as insert
 - Slidable plastic plate at the front side
 - Easy handling by means of forklift truck
 - Inexpensive to purchase and operate
 - No susceptibility to failure
 - Drying values suitable for landfill
 - No filter bags in the disposal area
 - A dewatering container has a volume of approx. 900 liters
 - Its dewatering capacity is about the same as that of a SAC plant including a collection tank
- Pump power: 0,75 kW
 - Water collection tray: approx. 2500 x 1200 x 100 mm
 - Container: approx. 1200 x 1100 x 900 mm



Article#

140449



Sludge dewatering system SAC4

Sludge drying SAC 4 VA 1PS
Abm: 2300x600x1900mm LxBxH

Article#	Number of bags	Width mm	Delivery head m	Filling quantity l bag	Height mm	Empty weight kg	Length mm	Pump power KW	Pump capacity ltr. min
111926	4	500	7-8	90	1900	130	2100	0,75	300

Submersible sludge pump

- Connection G 1 1/4"
- Mechanical seal SiC/SiC, free passage 40 mm



Article#	Power kW	Engine power V	Pump capacity ltr. min
113760	0,9	400	2850

3 head grinding machine	28
Air splitter	7
Angle grinder	13,14,15,16
Angle polisher	17
Bench grinder	17
Blow-out gun	7
Booster station	51
Bush hammer	18
Cable reel	18
Cleaner	28
Compressor	33,34,35,36,37,38,39
Construction saw	4,5,6
Cordless angle grinder	19
Cordless floodlight	19
Core drill	20,22,23
Crystallizing agent	28,29
Cutting plotter	46
Dewatering system	54,55
Die grinder	20
Dust extraction cabin	24,25
Dust extraction table	25
Energy distributor	8
Engraving machine	31
Flocculant	52
Floor sanding machine	29
Heat gun	21
High pressure cleaner	32
Isolating transformer	21
Mobile dust extractor	26
Nozzle	40
Pneumatic angle grinder	8,9
Pneumatic chisel	12
Pneumatic die grinder	9
Pneumatic engraving pen	10
Pneumatic hammer	10,11
Polishing pad	29
Power generator	49
Refrigerant dryer	37
Sandblaster	40,41,42,43,44,45
Sandblasting aid	44
Service unit	12
Sewage system	53
Side table	5
Signum Software	46,48
SignumNext 2D	47
Sludge dewatering container	54
Stability tester	50
Steel wool	30
Submersible sludge pump	55
Transport roller kit	6
Vacuum cleaner	27

Still haven't found what you're looking for?

There is even more choice and offers at weha.com



Order before 3 pm
for same day dispatch




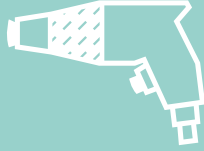
Secure shopping
thanks to SSL encryption



Parcel shipping free
except packing costs

Quick help
via chat function





Contact details:
weha Ludwig Werwein GmbH
Wikingerstr. 15
DE-86343 Königsbrunn

+49(0)8231 | 6007-0
info@weha.com
www.weha.com



Subject to errors, changes and technical developments.

August 2024

Only valid while stocks last.